



Safeway Technologies Ltd.

Technology for moving forward...





STL-QT3-20 Automatic Concrete Block Making Machine Catalogue



Line Technical Parameters:

Total rated power	34.25 KW	Total weight	5,500 kg
Delivery capacity with logo	9600-11520 pieces	Power voltage	380V AC
Plate quantity	700-800 pieces	Labour	3-5 people
Water consumption	3-5T/day	Forming period	20 S

Production capacity Table:

Size (LxWxH)mm	Photos	Pieces/Mould	Pieces/Hour	Pieces/Day
Hollow Block 390x100x190		5	600-720	4800-5760
Solid Brick with logo 240x115x75		10	1200-1440	9600-11520
Solid Brick without logo 240x115x75		15	1800-2160	14400-17280
Paver 225x112.5x60		10	1200-1440	9000-10000

PS: Different block with different daily production capacity, please clear the capacity demand with our salesman before machine confirmation.

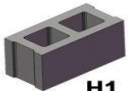

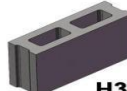

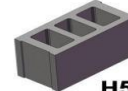
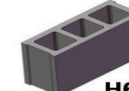

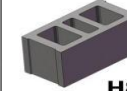


Safeway Technologies Ltd.




Technology for moving forward...

Block Design:

Hollow block design

							
H1	H2	H3	H4	H5	H6	H7	H8
400x200x200mm 8 inch	400x150x200mm 6 inch	400x125x200mm 5 inch	400x100x200mm 4 inch	400x200x200mm 8 inch	400x150x200mm 6 inch	400x100x200mm 4 inch	400x150x200mm 5 inch

Paver design

							
P1	P2	P3	P4	P5	P6	P7	P8
200x100x200mm	230x140x60mm	200x100x60mm	225x112.5x60mm	400x200x60mm	200x160x60mm	400x400x60mm	Sub 250X60mm

Curbstone design

							
C1	C2	C3	C4	C5	C6	C7	C8

STL-QT3-20 Block Machine

- 1) Shaping time: 20 seconds
- 2) Shaping: vibration+hydraulic
- 3) Capacity: 9600-11520 pcs/ day
- 4) Power (kw): 25.25 KW
- 5) Pressure: 16Mpa (adjustment)
- 6) Pallet size: 680x530mm
- 7) Weight: 3200 Kg
- 8) Over All Dimension (mm) (L*W*H): 4200x4000x2300





Safeway Technologies Ltd.

Technology for moving forward...

JQ500 Concrete Mixer

- 1) Thickness of Pan Steel: 8-10 mm
- 2) Diameter of Main Body: 1500mm
- 3) Capacity (L): 500
- 4) Power (kw): 7.5
- 5) Weight: 800 KG
- 6) Over All Dimension (mm) (L*W*H): 1500×800×1500



Conveyor Belt

- 1) Length of Belt: 12M
- 2) Width of Belt: 500mm
- 3) Speed (m/s): 3
- 4) Power (KW): 1.1 or 1.5 KW
- 5) Weight: 500 KG
- 6) Over All Dimension (mm)(L*W*H): 6000×600×400



Pallet Choice

No.	Type	Description	Life (year)	Photo
1	Bamboo pallet	Press bamboo sheet with glue to get the pallet. Hardest pallet used for block machine. But will be broken in corner edge after long time using.	3-4	
2	Fiber pallet	Using black fiber, PE material, glass fiber and other recycle material to press and get the pallet. More durable in life also cheaper price.	5-6	
3	PVC pallet	Using original polyvinyl chloride material to make. Best flat level to make beautiful paver.	5-6	



Safeway Technologies Ltd.

Technology for moving forward...

Materials Proportion: This is the most popular proportion in making block making machine:

1. Cement, Sand, Stone (standard concrete block):

Raw Materials	Quantity per piece
Water	3%
Cement	9-12%
River sand	40%
Crushed stone	45%
Other specify	You can change the proportion depend on your Needs. This block is heavy, but strong

2. Cement, Slag (Light Concrete Block):

Raw Materials	Quantity Per Piece
Water	3%
Cement	9-12%
slag	80-90%
Other specify	You can change the proportion depend on your Needs. This block is light, not so strong



Safeway Technologies Ltd.

Technology for moving forward...

More Pictures:



Thank You!

Safeway Technologies Ltd.